



SPRIG & LETTER CONFIGURATIONS

Match the cut-out parts to the correct letter for a perfect fit

DIE PIECE

CUT-OUT PARTS



LETTER COMPATIBILITY



C G J O U



P R





A D E F H I K L
M N T V W X Y Z



B



S



G O Q